

2011 ALL-NEW EXPLORER



Specifications

ford.com



Drive one.

STANDARD FEATURES

Mechanical

3.5L Ti-VCT V6 engine
6-speed automatic transmission
4-wheel disc Anti-Lock Brake System (ABS)
18.6-gallon fuel tank
Easy Fuel [®] capless fuel filler
Electric power-assisted steering
Front-wheel drive (FWD)
Hill start assist
Independent front and rear suspension
Traction control
Trailer sway control

Seating

1st-row bucket seats
2nd-row 60/40 split fold-flat seat
3rd-row 50/50 split fold-flat seat

Interior

1st-, 2nd- and 3rd-row dome/map lights
1st- and 2nd-row carpeted floor mats
1st- and 2nd-row scuff plates with embossed Explorer logo
1st-row center console with armrest and storage
Accessory delay for power features
Adjustable driver and front-passenger sun visors with covered vanity mirrors
Air conditioning with auxiliary rear controls
Cabin air filter
Cargo area hooks
Four 12-volt powerpoints (2 in 1st row, 1 in 2nd row and 1 in rear cargo area)
Front-passenger (1) and B-pillar (2) assist handles
Load floor tie-down hooks
Overhead console with sunglasses holder
Power door locks
Power windows
Rear-window defroster
Steering wheel-mounted cruise, audio, and 5-way MyFord [™] controls (2)
Tilt/telescoping steering column

Exterior

Bi-functional projector-beam halogen headlamps
Dual chrome exhaust tips
LED taillamps
Power sideview mirrors with integrated blind spot mirrors and manual fold-away design
Privacy glass (rear doors, rear quarter windows and liftgate window)
Rear spoiler
Remote Keyless Entry System with 2 integrated keyhead transmitter remotes
Roof-mounted antenna
Windshield wipers – Front: speed-sensitive, variable-intermittent with washer; rear: 2-speed with washer

Safety & Security

Personal Safety System [™] for driver and front passenger includes dual-stage front airbags, ¹ safety belt pretensioners, safety belt energy-management retractors, safety belt usage sensors, driver's seat position sensor, crash severity sensor, restraint control module and Front-Passenger Sensing System
AdvanceTrac [®] with RSC [®] (Roll Stability Control [™]) and Curve Control
Autolock
Battery saver with headlamps-off delay
Belt-Minder [®] front safety belt reminder
Child-safety rear door locks
Front height-adjustable shoulder safety belts
Front-seat side airbags ¹
Illuminated Entry System
LATCH – Lower Anchors and Tether Anchors for Children (2 in rear)
MyKey [®] owner controls feature
Safety Canopy [®] System with 3-row side-curtain airbags ¹ and rollover sensor
SecuriLock [®] Passive Anti-Theft System
SOS Post-Crash Alert System ^{™2} unlocks doors, flashes hazard lights and sounds horn after airbag deployment or safety belt pretensioner activation in certain collisions
Tire Pressure Monitoring System (excludes spare)

Horsepower, Torque & EPA-Estimated Fuel Economy

3.5L Ti-VCT V6 Engine

Horsepower	290 @ 6,500 rpm
Torque (lb.-ft.)	255 @ 4,000 rpm
6-speed automatic	
FWD	17 city/25 hwy/20 combined mpg
4WD	17 city/23 hwy/19 combined mpg
6-speed SelectShift Automatic [™]	
FWD	17 city/25 hwy/20 combined mpg
4WD	17 city/23 hwy/19 combined mpg

Dimensions & Capacities

Exterior

Wheelbase	112.6"
Length	197.1"
Height	70.4"
Width – Excluding mirrors	78.9"
Width – Including mirrors	90.2"
Width – Mirrors folded	82.5"
Liftover height	31.3"

Interior

1st/2nd/3rd Row

Head room	41.4"/40.5"/37.8"
Shoulder room	61.3"/61.0"/50.8"
Hip room	57.3"/56.7"/40.7"
Leg room	40.6"/39.8"/33.2"

Max. Capacities

Passenger volume (cu. ft.)	151.7
Cargo volume behind 1st row (cu. ft.)	80.7
Cargo volume behind 2nd row (cu. ft.)	43.8
Cargo volume behind 3rd row (cu. ft.) ³	21.0
Fuel capacity (gal.)	18.6
Max. towing (lbs.) ⁴	5,000

Dimensions may vary by trim level. Cargo and load capacity limited by weight and weight distribution.

¹Always wear your safety belt and secure children in the rear seat. ²SOS hardware may become damaged or the battery may lose power in a crash, which could prevent operation. Not all crashes will activate an airbag or safety belt pretensioner. ³Including rear seat well. ⁴Maximum weights shown are for properly equipped vehicles with required equipment and a 150-lb. driver. Weight of additional options, equipment, passengers and cargo must be deducted from this weight. For additional information, see your Ford Dealer.

New Vehicle Limited Warranty. We want your Ford Explorer ownership experience to be the best it can be. So under this warranty, your new vehicle comes with 3-year/36,000-mile bumper-to-bumper coverage, 5-year/60,000-mile Powertrain Warranty coverage, 5-year/50,000-mile safety restraint coverage, and 5-year/unlimited-mile corrosion (perforation) coverage – all with no deductible. Please ask your Ford Dealer for a copy of this limited warranty.

Roadside Assistance. Covers your vehicle for 5 years or 60,000 miles, so you have the security of knowing that help may be only a phone call away should you run out of fuel, lock yourself out of the vehicle or need towing. Your Ford Dealer can provide complete details on all of these advantages.

Ford Credit. Get the ride you want. Whether you plan to lease or finance, you'll find the choices that are right for you at Ford Credit. Ask your Ford Dealer for details or check us out at fordcredit.com.

Ford Extended Service Plan. For a purchase or lease, the Ford Extended Service Plan (ESP) gives you "Peace-of-Mind" protection designed to cover key vehicle components and protect you from the cost of unexpected repairs. Ask your dealer for a Ford ESP, the only service contract backed exclusively by Ford and honored at all Ford Lincoln Mercury dealerships.

Insurance Services. Get Ford Motor Company quality in your auto insurance. Our program offers industry-leading benefits and competitive rates. Call 1-877-367-3847, or visit us at fordvip.com for a no-obligation quote. Insurance offered by American Road Services Company (in CA, American Road Insurance Agency), a licensed agency and subsidiary of Ford Motor Company.

Comparisons based on 2011 competitive models (class is 3-row Large Utility Vehicles non-hybrid), publicly available information and Ford certification data at time of release. Some features discussed may be optional. Vehicles shown may contain optional equipment. Features shown may be offered only in combination with other options or subject to additional ordering requirements or limitations. Dimensions shown may vary due to optional features and/or production variability. Following release of the PDF, certain changes in standard equipment, options and the like, or product delays may have occurred which would not be included in these pages. Your Ford Dealer is the best source for up-to-date information. Ford Division reserves the right to change product specifications at any time without incurring obligations.

Microsoft is a registered trademark of Microsoft Corporation.

The term Wi-Fi[®] is a registered trademark of the Wi-Fi Alliance[®].

Sony is a registered trademark of the Sony Corporation.

HD Radio is a proprietary trademark of iBiquity Digital Corp.

Subscriptions governed by Sirius Terms and Conditions available at sirius.com. Service available in the 48 contiguous United States and D.C. Sirius, XM and all related marks and logos are trademarks of Sirius XM Radio Inc. and its subsidiaries.

iTunes is a registered trademark of Apple Inc. All rights reserved.

Facebook is a trademark of Facebook, Inc.

© 2010 Ford Motor Company 11EXLWEBPDFSPEEC

2011
ALL-NEW EXPLORER

Specifications

ford.com



Drive one.

STANDARD FEATURES



EXPLORER

Rapid Spec 100A

Includes all standard features, plus:

Mechanical

17-in. steel wheels with 5-spoke wheel covers and P245/65R17 all-season BSW tires

58-amp-hr battery

175-amp alternator

Seating

1st-row bucket seats with 2-way adjustable head restraints and 6-way power driver's seat with manual lumbar

Cloth seats

Interior

AM/FM stereo/single-CD player with MP3 capability and 6 speakers

Manual day/night rearview mirror

MyFord™ with 4.2-in. color LCD displays in instrument cluster and center stack; and media hub with auxiliary audio input jack

Power windows with one-touch-down driver's side window feature

Exterior

Black door handles, sideview mirrors, roof-rack side rails, lower bodyside cladding and wheel-lip moldings

Foundry Gray-painted grille

XLT

Rapid Spec 200A

Includes select Explorer features, plus:

Mechanical

6-speed SelectShift Automatic™ transmission

18-in. painted aluminum wheels with P245/60R18 all-season BSW tires

200-amp alternator

Perimeter alarm

Seating

Unique cloth seats

Interior

Illuminated visor vanity mirrors

Leather-wrapped steering wheel and shift knob

Power windows with front one-touch-up/-down feature

Sirius® Satellite Radio with introductory

6-month subscription

Exterior

Automatic headlamps

Black lower bodyside moldings with chrome accents

Chrome door handles

Fog lamps

Gloss Black heated sideview mirrors with LED turn signal indicators and security approach lamps

Reverse Sensing System

Satin Silver-finish grille

SecuriCode™ invisible keypad

Silver roof-rack side rails

LIMITED

Rapid Spec 300A

Includes select XLT features, plus:

Mechanical

20-in. painted aluminum wheels

72-amp-hr battery

Intelligent Access with push-button start

Remote Start System

Seating

1st-row heated buckets with 4-way adjustable head restraints, 10-way power driver's seat (including power lumbar and recline) with memory feature and 6-way power front-passenger seat

2nd-row 60/40 split fold-flat seat with armrest and dual cupholders

Leather-trimmed seating surfaces

Interior

110-volt power outlet

Ambient lighting

Audio System from Sony with 12 speakers and HD Radio™ technology

Auto-dimming rearview mirror

Cargo net

Dual-zone electronic automatic temperature control

Ford SYNC® voice-activated, in-vehicle connectivity system

High-gloss Black center stack accents

MyFord Touch™ with 2 configurable displays in instrument cluster; 8-in. LCD touch screen in center stack; and media hub with 2 USB ports, SD card reader and audio/video input jacks

Power-adjustable pedals with memory

Unique wood-appearance instrument panel appliqué

Universal garage door opener

Exterior

Body-color grille

Body-color power-folding, heated sideview mirrors with LED turn signal indicators, security approach lamps and driver's side memory

Chrome door handles and beltline moldings

Rear view camera

EXPLORER



MEDIUM LIGHT STONE CLOTH.



RED CANDY METALLIC TINTED CLEARCOAT.

2011
ALL-NEW EXPLORER

Specifications

ford.com



Drive one.

EXPLORER

OPTIONAL FEATURES

Available Options & Packages

6-speed SelectShift Automatic™ transmission (requires and only available with Class III Trailer Tow Package)

All-weather floor mats

Class III Trailer Tow Package includes engine oil cooler, tire mobility kit and 4-/7-pin wiring harness (requires 6-speed SelectShift Automatic transmission)

Intelligent 4WD with Terrain Management System,™ Hill Descent Control™ and front recovery hooks

Sirius Satellite Radio

Exterior Colors

Kona Blue Metallic

Red Candy Metallic Tinted Clearcoat¹

White Suede

Ingot Silver Metallic

Tuxedo Black Metallic

Interior Color



Interior: ● Medium Light Stone Cloth

INTERIOR



Medium Light Stone Cloth
Standard


EXTERIOR



Kona Blue Metallic



Red Candy Metallic Tinted Clearcoat



White Suede



Ingot Silver Metallic



Tuxedo Black Metallic



17-in. Steel Wheels
with 5-Spoke Wheel Covers
Standard

Colors are representative only.
See your dealer for actual paint/trim options.

¹Additional charge.

2011
ALL-NEW EXPLORER

Specifications

ford.com



Drive one.

XLT



CHARCOAL BLACK LEATHER TRIM. AVAILABLE EQUIPMENT.



GOLD LEAF METALLIC. AVAILABLE EQUIPMENT.

2011

ALL-NEW EXPLORER

Specifications

ford.com



Drive one.

XLT

OPTIONAL FEATURES

Available Rapid Spec

Rapid Spec 201A – Premium Audio System with 8 speakers + rear view camera + dual-zone electronic automatic temperature control + **Driver Connect Package** includes MyFord Touch™ with Ford SYNC® voice-activated, in-vehicle connectivity system, which includes two 4.5-in. configurable displays in instrument cluster; 8-in. LCD touch screen in center stack; media hub with 2 USB ports, SD card reader and audio/video input jacks; and auto-dimming rearview mirror

Rapid Spec 202A – Includes all content of Rapid Spec 201A + **Comfort Package** includes leather-trimmed seating surfaces, 10-way power driver's seat, 6-way power front-passenger seat and 4-way adjustable driver and front-passenger head restraints

Available Options & Packages

20-in. polished aluminum wheels (requires Rapid Spec 201A or 202A)

All-weather floor mats

BLIS® (Blind Spot Information System) with cross-traffic alert (requires Rapid Spec 202A)

Class III Trailer Tow Package includes engine oil cooler, tire mobility kit and 4-/7-pin wiring harness

Dual-panel moonroof (requires Rapid Spec 201A or 202A)

Inflatable rear safety belts in 2nd-row outboard seating positions (available early 2011; requires Rapid Spec 201A or 202A)

Intelligent 4WD with Terrain Management System™, Hill Descent Control™ and front recovery hooks

Power liftgate (requires Rapid Spec 201A or 202A)

Voice-activated Navigation System with SD card for map and POI storage, and integrated Sirius Traffic and Sirius Travel Link with introductory 6-month subscription (requires Rapid Spec 202A)

Exterior Colors

Exterior Colors	Interior Colors			
Bordeaux Reserve Red Metallic	●	●	■	■
Kona Blue Metallic	●	●	■	■
Red Candy Metallic Tinted Clearcoat ¹	●	●	■	■
White Suede	●		■	
Gold Leaf Metallic	●		■	
Golden Bronze Metallic	●	●	■	■
White Platinum Metallic Tri-coat ¹	●	●	■	■
Sterling Gray Metallic	●	●	■	■
Ingot Silver Metallic	●	●	■	■
Tuxedo Black Metallic	●	●	■	■

Interiors: ● Medium Light Stone Cloth ● Charcoal Black Cloth
■ Medium Light Stone Leather ■ Charcoal Black Leather


INTERIOR



Medium Light Stone Cloth Standard



Charcoal Black Cloth Standard



Medium Light Stone Leather (requires Comfort Package)



Charcoal Black Leather (requires Comfort Package)



18-in. Painted Aluminum Wheels Standard



20-in. Polished Aluminum Wheels Available

EXTERIOR




Bordeaux Reserve Red Metallic




Kona Blue Metallic



Red Candy Metallic Tinted Clearcoat




White Suede



Gold Leaf Metallic



Golden Bronze Metallic



White Platinum Metallic Tri-coat



Sterling Gray Metallic



Ingot Silver Metallic



Tuxedo Black Metallic

Colors are representative only. See your dealer for actual paint/trim options.

¹Additional charge.

2011
ALL-NEW EXPLORER

Specifications

ford.com



Drive one.

LIMITED



CHARCOAL BLACK LEATHER TRIM. AVAILABLE EQUIPMENT.



WHITE PLATINUM METALLIC TRI-COAT. AVAILABLE EQUIPMENT.

2011

ALL-NEW EXPLORER

Specifications

ford.com



Drive one.

LIMITED OPTIONAL FEATURES

Available Rapid Spec

Rapid Spec 301A – Voice-activated Navigation System with SD card for map and POI storage, and integrated Sirius Traffic and Sirius Travel Link with introductory 6-month subscription + power liftgate + **Luxury Seating Package** includes PowerFold® 3rd-row seat, perforated leather-trimmed seats, heated and cooled driver and front-passenger seats, and 10-way power front-passenger seat with power lumbar

Rapid Spec 302A – Includes all content of Rapid Spec 301A + active park assist + adaptive cruise control and collision warning with brake support + rain-sensing wipers + BLIS® (Blind Spot Information System) with cross-traffic alert + HID headlamps

Available Options & Packages

20-in. polished aluminum wheels (requires Rapid Spec 301A or 302A)

2nd-row bucket seats (requires Rapid Spec 301A or 302A)

2nd-row center console (requires 2nd-row bucket seats and Rapid Spec 301A or 302A)

All-weather floor mats

BLIS (Blind Spot Information System) with cross-traffic alert

Class III Trailer Tow Package includes engine oil cooler, tire mobility kit and 4-/7-pin wiring harness

Dual-panel moonroof

Inflatable rear safety belts in 2nd-row outboard seating positions (late availability)

Intelligent 4WD with Terrain Management System,™ Hill Descent Control™ and front recovery hooks

Power liftgate

Voice-activated Navigation System with SD card for map and POI storage, and integrated Sirius Traffic and Sirius Travel Link with introductory 6-month subscription

Exterior Colors

Bordeaux Reserve Red Metallic

Kona Blue Metallic

Red Candy Metallic Tinted Clearcoat¹

Gold Leaf Metallic

Golden Bronze Metallic

White Platinum Metallic Tri-coat¹

Sterling Gray Metallic

Ingot Silver Metallic


Tuxedo Black Metallic

Interior Colors

Bordeaux Reserve Red Metallic	■	■
Kona Blue Metallic	■	■ ■
Red Candy Metallic Tinted Clearcoat ¹	■	■
Gold Leaf Metallic	■	
Golden Bronze Metallic	■	■ ■
White Platinum Metallic Tri-coat ¹	■	■ ■
Sterling Gray Metallic	■	■ ■
Ingot Silver Metallic	■	■ ■
Tuxedo Black Metallic	■	■ ■

Interiors: ■ Medium Light Stone Leather
 ■ Charcoal Black Leather ■ Charcoal Black Leather with Pecan inserts

INTERIOR



Medium Light Stone Leather
Standard



Charcoal Black Leather
Standard



Medium Light Stone Leather with Perforated
Inserts (requires Luxury Seating Package)



Charcoal Black Leather with Perforated
Inserts (requires Luxury Seating Package)



Charcoal Black Leather with Perforated
Pecan Inserts (requires Luxury Seating Package)



20-in. Painted Aluminum Wheels
Standard



20-in. Polished Aluminum Wheels
Available

EXTERIOR



Bordeaux Reserve Red Metallic



Kona Blue Metallic




Red Candy Metallic Tinted Clearcoat



Gold Leaf Metallic



Golden Bronze Metallic



White Platinum Metallic Tri-coat



Sterling Gray Metallic



Ingot Silver Metallic



Tuxedo Black Metallic

Colors are representative only.
See your dealer for actual paint/trim options.

¹Additional charge.

2011
ALL-NEW EXPLORER

Specifications

ford.com



Drive one.

Enhance your Explorer with these available features.



A



B



C



D



E



F

A Ambient lighting sets the mood in 7 different hues. Standard on Limited.

B The extension height of the available power liftgate can be adjusted to work in spaces with low ceiling clearance.

C Refine your listening experience with the crystal clear digital sound of HD Radio™ technology on the 390-watt, 12-speaker Audio System from Sony. Also includes iTunes® tagging capability. Standard on Limited.

D Intelligent Access with push-button start allows you to enter the vehicle with your key fob tucked away in a pocket or purse. Standard on Limited.

E The rear view camera displays a full-color image on the 8-in. LCD screen. Standard on Limited; available on XLT.

F The available dual-panel moonroof includes dual power sunshades and one-touch-open/-close functionality on the front panel.

2011 ALL-NEW EXPLORER

Specifications

ford.com



Drive one.

Ford Custom Accessories



CARGO SECURITY SHADE AND REAR BUMPER PROTECTOR



HOOD DEFLECTOR



SPLASH GUARDS



RACKS AND CARRIERS BY THULE®¹



ALL-WEATHER FLOOR MATS



SIDE WINDOW DEFLECTORS

ALSO AVAILABLE:

ELECTRONICS

- Dual Head Restraint DVD by INVISION™¹
- Portable Navigation Systems by Garmin®¹
- Remote Start Systems
- Keyless Entry Keypad
- Vehicle Security System
- HitchScan™ Rear Park Assist Sensor and Hitch Step by EchoMaster®¹
- Forward or Reverse Bumper-Mounted Parking Assist System by EchoMaster¹
- Back Up Alarm by ECCO®¹

EXTERIOR

- Roof Crossbars
- Locking Fuel Plug
- Trailer Hitch Balls/Drawbars
- Sportz® SUV Tents by Napier¹

INTERIOR

- Soft Cargo Organizers (Large and Standard Sizes)
- Soft Cargo Cooler Bag
- Ash Cup/Coin Holder with or without Lighter Element
- Interior Light Kit
- Cargo Net

WHEELS

- Wheel Lock Kit

¹Ford Licensed Accessories.

THULE is a registered trademark of Thule Sweden AB.
INVISION is a trademark of Audiovox Corporation.
Garmin is a registered trademark of Garmin Ltd.

custom
accessories 

To learn more about Ford Custom Accessories and to shop online, visit fordaccessories.com.



Genuine Ford Accessories will be warranted for whichever provides you the greatest benefit: 12 months or 12,000 miles (whichever occurs first), or the remainder of your Bumper-to-Bumper 3-year/36,000-mile New Vehicle Limited Warranty. Contact your local Ford Dealer for details and a copy of the limited warranty. Ford Licensed Accessories (FLA) are warranted by the accessory manufacturer's warranty. Ford Licensed Accessories are fully designed and developed by the accessory manufacturer and have not been designed or tested to Ford Motor Company engineering requirements. Contact your Ford Dealer for details regarding the manufacturer's limited warranty and/or a copy of the FLA product limited warranty offered by the accessory manufacturer.

2011
ALL-NEW EXPLORER

Specifications

ford.com



Drive one.